




# SACRED SHIVANSH

**SACRED**  
**NINE**  
GROUP  
ADDRESS OF LUXURY

9099950729 | 9979994856

[sales@sacredninegroup.com](mailto:sales@sacredninegroup.com)

Opp. Orchid Valley, Club07 Road, Shela,  
Ahmedabad

  /sacredninegroup  
 [www.sacredninegroup.com](http://www.sacredninegroup.com)



# 2&3<sup>BHK</sup> Livings



# Elegant & Amiable Abode

Modern design of architecture boasts high ceilings, exquisite detailing and a grand, open design. It offers amenities such as a high-class kitchen, spacious bedrooms with en-suite bathrooms, and a gorgeously landscaped garden. Shivansh also provides a banquet hall for hosting special events and a deck area for relaxing outside. Whether you are looking for a luxurious home to call your own or a place to entertain friends, **SACRED SHIVANSH** has it all!







# Accommodating Every Need

YOUR GATEWAY TO ELEGANT LIVING IN THE HEART OF SHELA, ONE OF THE MOST THRIVING AREAS IN AHMEDABAD. OFFERING 2 AND 3 BHK APARTMENTS, OUR EXQUISITE DEVELOPMENT PRESENTS A HARMONIOUS BLEND OF SOPHISTICATION AND CONVENIENCE. SURROUNDED BY PREMIUM LOCALITIES, WIDE ROADS FOR EASY TRANSIT AND AMENITIES INCLUDING SCHOOLS, COLLEGES, CLUB, PARKS, RESTAURANTS, HOSPITALS AND MANY MORE, THIS STUNNING & UNIQUE BEAUTY WILL ACCOMMODATE YOUR EVERY DAILY & WEEKEND NEED.

EMBRACE A LIFESTYLE OF SHEER LUXURY WITH OUR ARRAY OF AMENITIES, BOASTING MORE THAN 15 CHOICES INCLUDING A SERENE YOGA AREA, INVIGORATING JOGGING TRACK, EXHILARATING SKATING RING, EXCLUSIVE CLUBHOUSE, AND SECURE BASEMENT PARKING, AMONG MANY OTHERS. REST ASSURED, THE PROJECT IS RERA APPROVED AND EQUIPPED WITH MANY SPECIFICATIONS AND FACILITIES. HERE AT SACRED SHIVANSH.


















WE'VE ENSURED THAT EVERYTHING YOU NEED IS JUST A STONE'S THROW AWAY!





Stunning, Unique & Upscale

## Amenities

- |  |  |   |   |
|--|--|---|---|
|  Children's Play Area |  Library      |  Security Cabins |  Car Wash Area           |
|  Garden               |  Gym          |  Club House      |  Skating Ring            |
|  Banquet              |  Deck Area    |  Jogging Track   |  Visitor Parking         |
|  Two Wheeler Parking  |  Indoor Games |  Yoga Area       |  Senior Citizen Sit-outs |
|  Toddler's Room       |  |   |   |




# Clubhouse

A place that is perfect for hosting events or unwinding yourself after a long day. From toddlers to adult various indoor activities are here to uplift your energy.

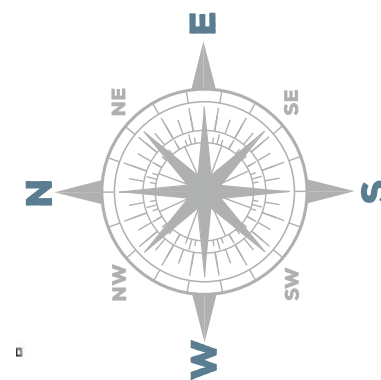


# Fitness Area

We give you the reason to being fit. To have healthier and happier life we are here to wake up your inner athlete. With our wide range of equipment, you can sculpt your body to perfection, build endurance and improve your overall health. Enjoy a refreshing workout in our airconditioned gym or soak up some sun in our outdoor workout area.











6.00 MT. WIDE APPROACH ROAD

6.00 MT. WIDE APPROACH ROAD

30.00 MT. WIDE ROAD

6.00 MT. WIDE APPROACH ROAD

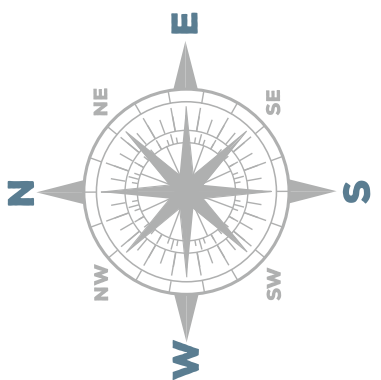
6.00 MT. WIDE DRIVE-WAY

6.00 MT. WIDE DRIVE-WAY

6.00 MT. WIDE APPROACH ROAD

6.00 MT. WIDE APPROACH ROAD

18.00 MT. WIDE ROAD



FIRST FLOOR PLAN

**SACRED**  
SHIVANSH

PAGE | 12





6.00 MT. WIDE APPROACH ROAD

6.00 MT. WIDE APPROACH ROAD

30.00 MT. WIDE ROAD

6.00 MT. WIDE APPROACH ROAD

6.00 MT. WIDE DRIVE-WAY

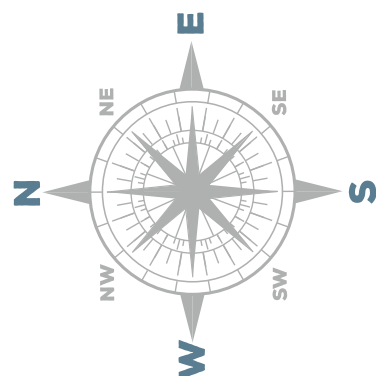
6.00 MT. WIDE DRIVE-WAY

6.00 MT. WIDE APPROACH ROAD

6.00 MT. WIDE APPROACH ROAD

6.00 MT. WIDE APPROACH ROAD

18.00 MT. WIDE ROAD







# Adoring Lifestyle & Locale



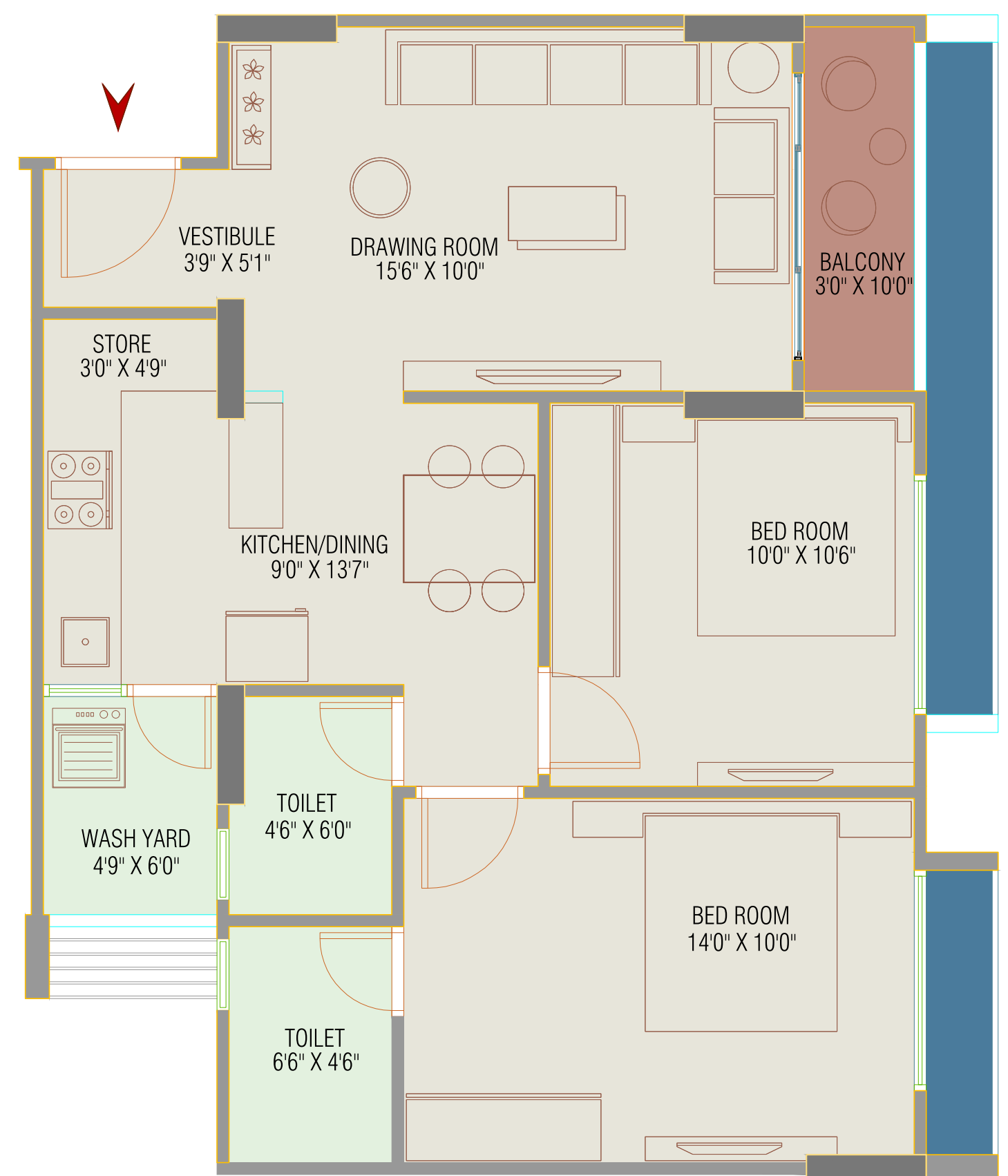




# 2 BHK

## CLUSTER PLAN TOWER - C&D

**SACRED**  
SHIVANSH





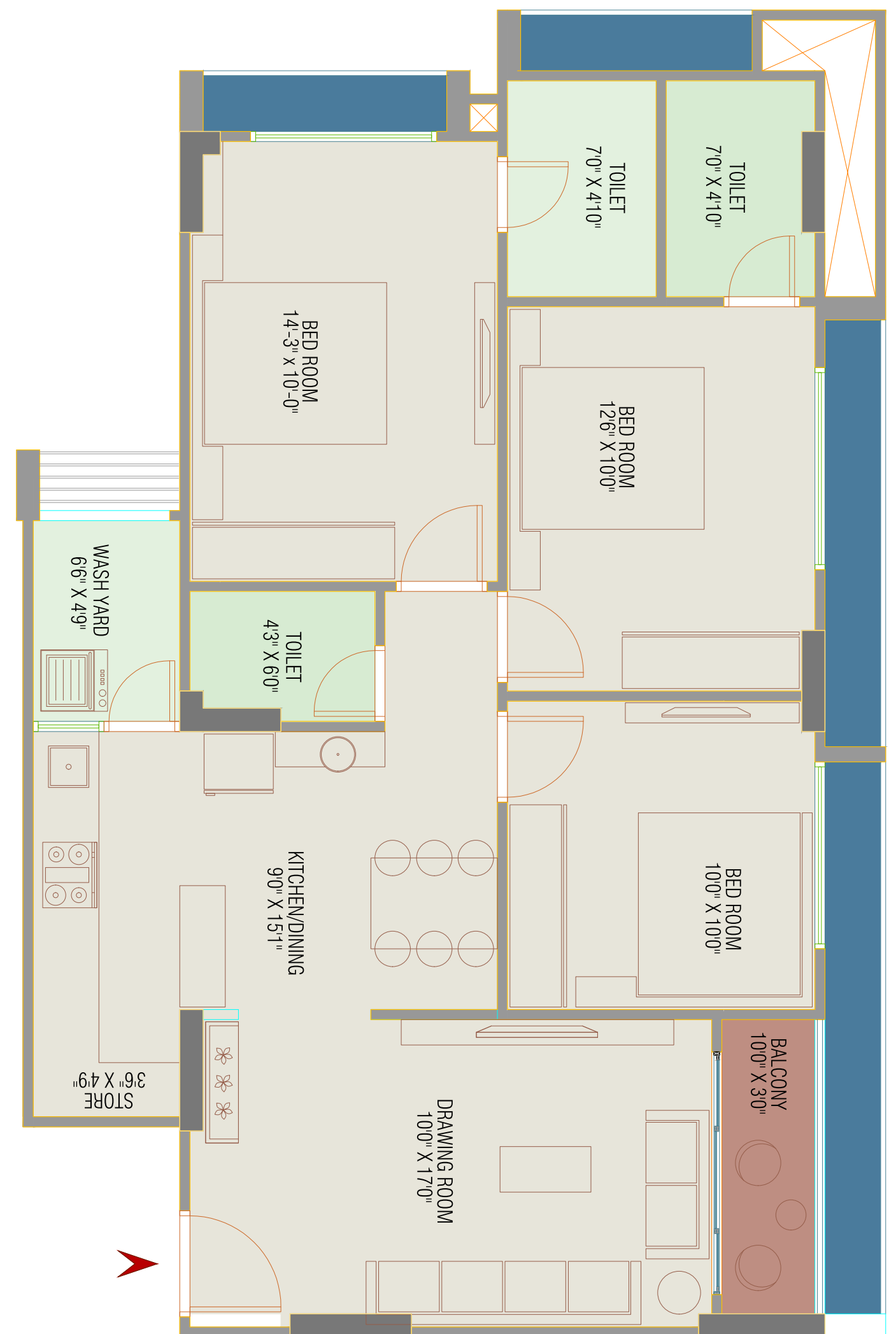




# 3 BHK

## CLUSTER PLAN TOWER - G&H

**SACRED**  
SHIVANSH















# SACRED

## SHIVANSH

**Sacred Shivansh** is home to eternal harmony. Located in one of the most affluent and rising neighbourhoods in Ahmedabad. From the patio, hear the birds chirping in the morning and relish the sunset in the evening. Adorn your home, experience tranquillity, cherish your livelihood, and unfold yourself to new beginnings **with us!**

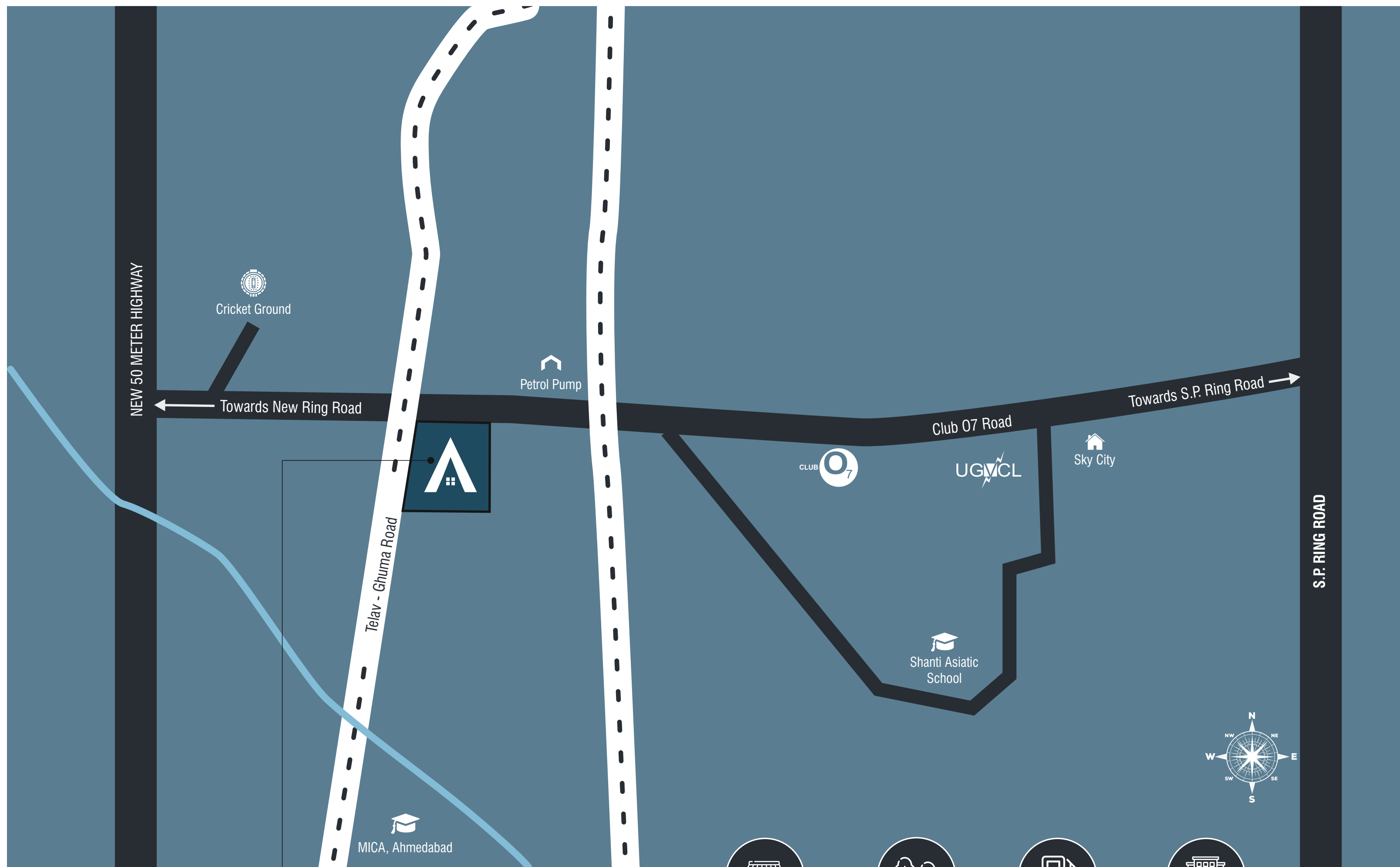




<div></div> <div><div>FLOORING</div><div>Drawing/Living/Dining/Bedrooms</div><div>Vitrified Tiles</div></div>	<div></div> <div><div>PLUMBING WORK</div><div>CPVC/UPVC Water supply pipes</div><div>PVC pipes for a seamless and reliable waste management system</div><div>Plumbing fittings Cera/Jaquar or equivalent</div></div>	<div></div> <div><div>ELECTRIFICATION</div><div>MCB PANEL ISO CERTIFIED</div><div>Standard Switches ISO CERTIFIED</div><div>Three-phase ISO copper wiring</div></div>	<div></div> <div><div>STRUCTURE</div><div>RCC framed structure</div><div>Design as per IS Code for earthquake resistance</div></div>
<div></div> <div><div>KITCHEN</div><div>Platform- polished granite, attached with S.S sink</div></div>	<div><div>EXTERNAL AND INTERNAL FINISHES</div><div>External double coat plaster on AAC blocks</div><div>Internal single coat plaster with paint</div></div>		
<div></div> <div><div>DOORS &amp; WINDOWS</div><div>Decorative Main Door</div><div>With top-class security</div><div>Aluminium framed windows</div><div>Daylight glass</div></div>	<div><div>SPECIFICATIONS</div><div><div>SACRED</div><div>SHIVANSH</div></div></div>		
<div></div> <div><div>WASH AREA</div><div>Anti-skid flooring with backsplash of ceramic/glazed tiles up to still level</div><div>Washing machine friendly with electric and plumbing point</div></div>	<div></div> <div><div>WATER TANKS</div><div>Overhead water tanks on each block</div><div>Underwater tank for water storage</div></div>	<div></div> <div><div>BATHROOMS</div><div>Ceramic/glazed tiles installation up to the lintel level</div><div>Standard Sanitary ware (CERA/JAQUAR or Equivalent)</div><div>CP Fitting</div></div>	<div></div> <div><div>SALIENT FEATURES</div><div>Main gate with security cabin</div><div>CCTV camera surveillance around the project</div><div>Bore well for 24 hours water supply</div><div>Generator or solar power for lift/water supply &amp; common area</div><div>Allocated car parking</div></div>

PAGE | 28





# SACRED SHIVANSH

RERA: PR/GJ/AHMEDABAD/SANAND/AUDA/MAA11896/020623

web: [www.gujrera.gujarat.gov.in](http://www.gujrera.gujarat.gov.in)

			
GROCERY STORE 50 MTR	PLAY GROUNDS 500 MTR	FUEL STATION 500 MTR	EDUCATION INSTITUTE 500 MTR
			
RESTAURANTS 1 KM	HIGHWAY 2 KM	CLUB 700 MTR	24X7 HOSPITAL 1.5 KM

NOTE: All elements, equipments, objects, treatments, materials and colour scheme shown are artist's impressions. Actual may be different as per architect's designs. All dimensions shown here are unfinished wall. The brochure is intended only to convey the essential design and technical features of the scheme.